



Dear Parents,

I know your child is so excited for a snow day! We all need a break every now and then! To help your little one keep busy and learning, I'm sending home some quick and simple activities for them to complete with just a little help from you.

This packet is meant to engage your child in learning. Reading 10-20 minutes a day, along with a little in other subject areas, will make a huge difference in keeping them aligned with the skills necessary for their academic success.

Have fun checking off your three activities. Enjoy some special time with your family, and stay warm.

Blessings to you,

Mrs. Case




# SNOW DAY

## TIC-TAC-TOE CHALLENGE

Pick any three in a row to complete today!

|   |   |  |
|---|---|--|
| <p><b>READING</b><br/>Read a book under your bed covers with a flashlight.</p>  | <p><b>WRITING</b><br/>Make glasses out of pipecleaners. Put them on and look out a window. Draw and write about what you see.</p>   | <p><b>MATH</b><br/>Use one side of a pillow to measure 4 different things in your house. Record your results.</p>                        |
| <p><b>SIGHT WORDS</b><br/>Make words out of playdough, cereal, or small toys. Read them to each of your family members.</p>   | <p><b>BIBLE</b><br/>Read Luke 8:22-25 Who was afraid?<br/>Why were they afraid?<br/>What do they do? What did Jesus say?<br/>Present a skit of this story with your family.</p> | <p><b>READING</b><br/>Read a book to your pet, or favorite stuffed animal.</p>   |
| <p><b>MATH</b><br/>Walk around your house and find things that are these shapes - square, rectangle, triangle, oval, circle, hexagon, rhombus. Draw pictures of each.</p> | <p><b>WRITING</b><br/>Ask an adult to help you make hot cocoa for both of you to enjoy. Write the steps of how you made it.</p>   | <p><b>STEM/SCIENCE</b><br/>Use simple shapes to cut out snowflakes from recycled paper or a coffee filter. Draw the shapes you used.</p> |

Name: \_\_\_\_\_






Name: \_\_\_\_\_

# SNOW DAY WRITING

Think about the steps you took to make hot chocolate. Write a sentence using the sequence words, and draw a picture for each step.


## How to Make Hot Cocoa



First,



Next,




Last,


Name: \_\_\_\_\_

# SNOW DAY SCIENCE/STEM

Use coffee filters, or scrap paper to create your own snowflakes.




Draw the simple shapes you used to make your snowflakes.





Handwriting practice lines consisting of ten sets of horizontal lines. Each set includes a solid top line, a dashed middle line, and a solid bottom line.





Handwriting practice lines consisting of ten sets of horizontal lines. Each set includes a solid top line, a dashed middle line, and a solid bottom line.